



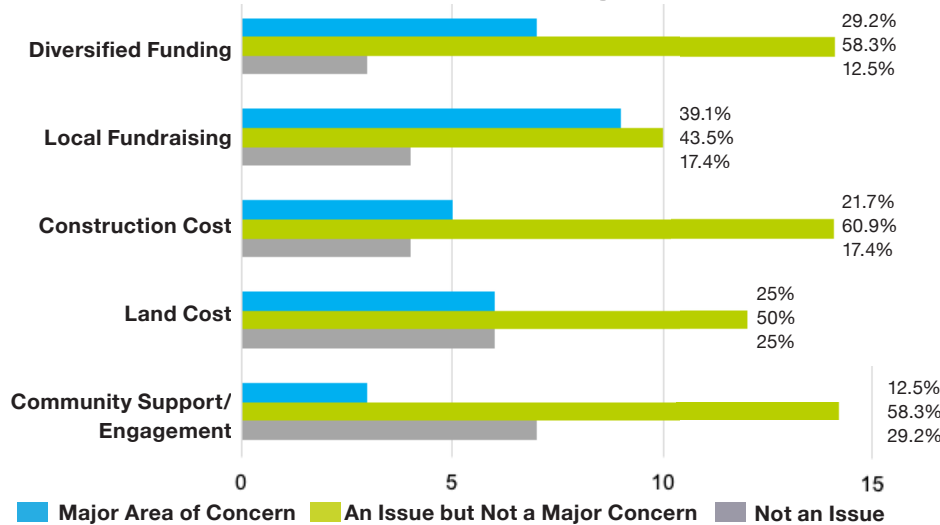
# UFF-DA!

## Useful Facts and Figures— Data for Affiliates

Affiliate Survey – May 2019

We appreciate the great feedback from all who completed Habitat Minnesota’s 2019 Affiliate Survey! Included in this report is information from 24 of Minnesota’s 28 affiliates. Our annual assessment contains questions about constraints that affect affiliates’ ability to grow their housing production and other programs, as well as how Habitat Minnesota can best provide assistance. The information collected is critical for Habitat Minnesota in evaluating current programming and planning for the future.

### Constraints on Housing Production

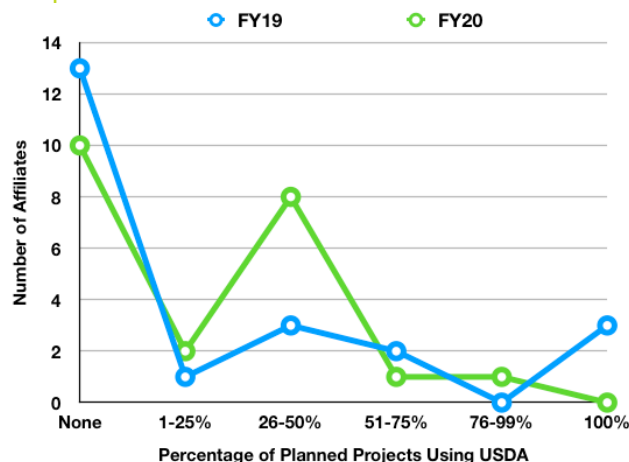


Habitat homebuyer Kelsey secures drywall in her future home while board member Kevin looks on.

- Other Major Concerns:**
- » Construction Volunteers
  - » Construction Leadership
  - » Land Availability
  - » Shortages of Qualified Partner Families
- “Funding” was noted in comments as an overall concern.

### USDA Loan Plans

Several Habitat affiliates around the state have added the USDA (United States Department of Agriculture) Section 502 direct loan program to their options. The objective of the Section 502 Direct Home Loan program is to help low and very-low income applicants obtain decent housing in eligible rural areas by providing payment assistance. The chart below displays affiliate plans for using USDA loans in FY19 and 20.

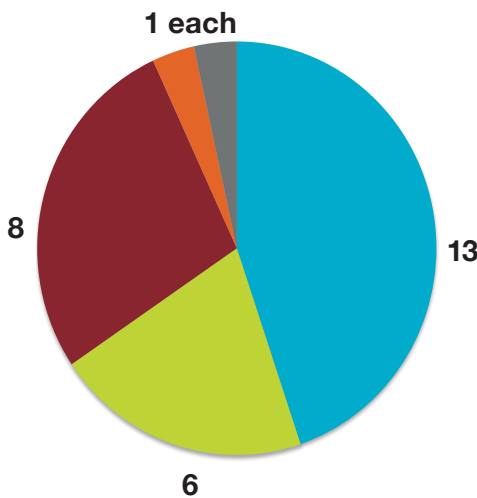


1 affiliate noted “unsure” for each year.

### Affiliate Sizes

Sizes based on Geographic Service Area Population

- Small (Less than 50,000)
- Intermediate (50,000-99,999)
- Medium (100,000-249,999)
- Large (250,000-749,999)
- Very Large (750,000 or more)



# Affiliate Projections FY19 and 20

The data on this page comes from 24 affiliates in Minnesota who completed Habitat Minnesota's 2019 Affiliate Survey.

Affiliate	New		Avg New Construction Cost Per House		Recycle		Rehab	
	FY19	FY20	FY19	FY20	FY19	FY20	FY19	FY20
Aitkin County	1	0	\$137,000	N/A			5	8
Central Minnesota	2	5	\$190,000	\$200,000				
Crow River	1	1	\$175,000	\$185,000				1
Detroit Lakes	0	1	\$50,000	\$100,000	1		1	
Douglas County	3	4	\$120,000	\$125,000				
East Central Minnesota	1	2	\$100,000	\$100,000	Unsure	Unsure	Unsure	Unsure
Fergus Falls	1	2	\$130,000	\$135,000	1			1
Goodhue County	1	3	\$135,000	\$150,000			2	1
Itasca County	1	1.5	\$156,000	\$168,000			1	
La Crosse Area	4	4	\$187,500	\$187,500			2	2
Lake Agassiz	4	2	\$150,000	\$150,000		1		
Lakes Area	6	7	\$115,000	\$120,000	1			
Morrison County	1	1	\$105,000	\$115,000				
North St. Louis County	4	5	\$125,000	\$125,000	2	1	1	
Northwoods	2	2	\$125,000	\$130,000		2		
Prairie Lakes	2	1	\$125,000	\$100,000	1			
Redwood River	1	0	\$110,000	N/A				
Rice County	5	5	\$200,000	\$210,000				
South Central	3	3	\$150,000	\$160,000				
Twin Cities	29	32	\$171,500	\$176,500	6	6	42	42
Two Rivers	2	2	\$150,000	\$160,000	1		20	25
West Central Minnesota	1	1	\$120,000	\$130,000	1	2		1
Western Lake Superior	2	3	\$189,000	\$194,000				
Winona-Fillmore	0	1	N/A	Unsure	1		30	15

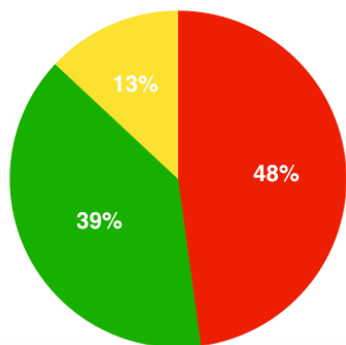
Is your affiliate planning any **Owner-Occupied Repair projects of \$3,000 or LESS and/or exterior repairs only in FY19 or FY20?**

Is your affiliate planning any **Owner-Occupied Repair projects of \$3,000 or MORE and/or interior and exterior repairs in FY19 or FY20?**

If **yes**, how many projects in FY19 and FY20?

**FY19:** Average of 10 projects each

**FY20:** Average of 9.2 projects each

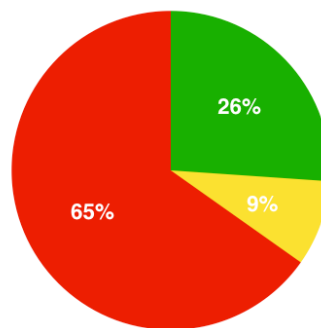


- Yes
- No
- Sometimes, depends on the project cost

If **yes**, how many projects in FY19 and FY20?

**FY19:** 2-10 projects each

**FY20:** 2-15 projects each



2171 University Avenue W, Suite 200  
Saint Paul, MN 55114

Phone:  
612.331.4439