



UFF-DA!

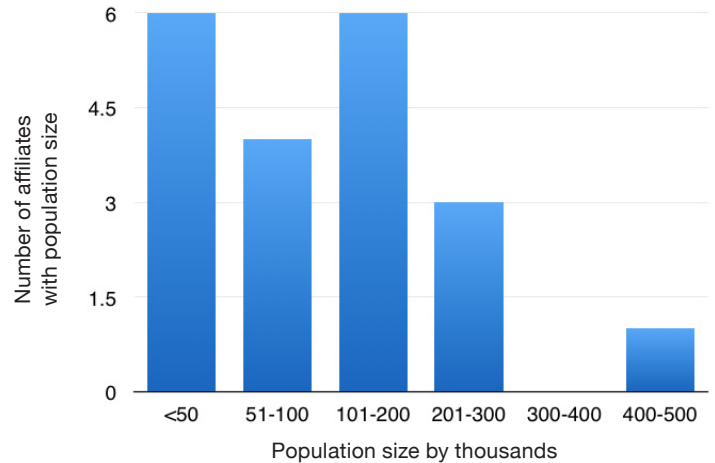
Useful Facts and Figures— Data for Affiliates

2018 Affiliate Survey Results— September 2018

Thank you to all who completed Habitat for Humanity of Minnesota’s 2018 Affiliate Survey! Included in this report is information from 20 of Minnesota’s 30 local Habitat offices. We conduct an annual assessment of affiliates’ need for assistance from Habitat Minnesota and are also interested in understanding what constraints affect affiliates’ ability to grow their housing production and other programs. The information collected is critical for Habitat Minnesota in evaluating our current programming and planning for the future in a way that is most helpful to affiliates.



Population Size of Affiliate Service Area



Constraints on Affiliate Housing Production

Focus Area	Major area of concern	Issue but not a major concern	Not an issue	No response
Local Fundraising	50%	30%	10%	10%
Diversified funding stream	30%	45%	25%	
Land Cost	30%	35%	35%	
Land Availability	30%	30%	40%	
Resources to hire talented staff	25%	15%	60%	
Mortgage Procedures & Regulations (MPAR)	20%	35%	45%	
Shortage of potential partner families	15%	35%	50%	
Construction Volunteers	15%	30%	55%	
Board Engagement	10%	55%	35%	
Construction Leadership	10%	40%	50%	
Issues related to homebuyer selection and support	5%	40%	55%	
Public Relations	5%	35%	60%	

Other Major Issues:

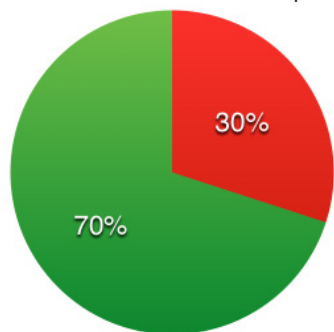
- ◊ Difficulty finding new board members with time to dedicate to the organization
- ◊ ReStore management
- ◊ Aging crew leaders and difficulty finding new ones
- ◊ Increasing construction costs
- ◊ Staff are limited and spread too thin
- ◊ Funding to build an increased number of homes, then finding qualified applicants and the funds to hire staff

The data on this page comes from 20 affiliates in Greater Minnesota who completed Habitat Minnesota's 2018 Affiliate Survey.

Affiliate Plans FY19-20

Affiliate	New		Projected Avg New Construction Cost Per House		Recycle		Rehab	
	FY19	FY20	FY19	FY20	FY19	FY20	FY19	FY20
Aitkin County	1	1	\$86,000	\$87,000			2	8
Brown County							1	
Central Minnesota	5	7	\$145,000	\$150,000			2	3
Crow River	2	2	\$150,000	\$150,000				1
Douglas County	4	4	\$162,000	\$164,000			15	20
East Central Minnesota	3	2	\$120,000	\$120,000				
Fergus Falls	1	2	\$108,000	\$110,000				
Goodhue County	3	4	\$125,000	\$137,500			1	2
Itasca County	1	1	\$150,000	\$150,000				
Lake Agassiz	6	6	\$140,000	\$142,000		1		
Lakes Area	6	7	\$110,000	\$115,000				
Morrison County	1	1	\$98,000	\$101,000				
North St. Louis County	5	5	\$125,000	\$125,000	1	1		1
Northwoods	3	3	\$125,000	\$125,000				
Prairie Lakes	1	1	\$105,000	\$105,000			2	3
Rice County	4	5	\$181,000+	\$192,000+				
Rochester Area	2	2	\$190,000	\$200,000			9	15
West Central Minnesota	1	2	\$170,000	\$175,000	2			
Western Lake Superior	3	5	\$185,000	\$190,000	1			
Winona-Fillmore		2		\$125,000				

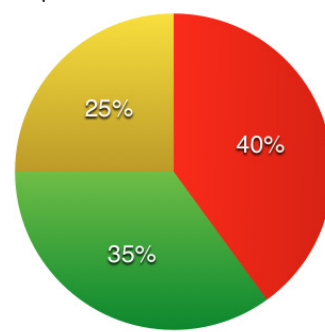
Are you planning any Owner-Occupied Repair projects of \$3,000 or LESS in cost and/or exterior repairs only for FY19 or 20?



How many projects in FY19 and 20?
 1-10 projects: 10 affiliates
 11 or more projects: 4 affiliates

Yes No

Are you planning any Owner-Occupied Repair projects of \$3,000 or MORE in cost and/or interior and exterior repairs for FY19 or 20?



How many projects in FY19 and 20?
 1-3 projects: 6 affiliates
 9-15 projects: 2 affiliates
 Unsure: 4 affiliates

Yes No Maybe



2171 University Avenue W, Suite 200
 Saint Paul, MN 55114

Phone:
 612.331.4439